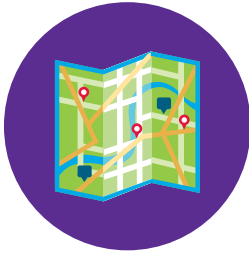


# Silver Award at a Glance

## 7 Steps to the Silver Award




### Prerequisite:

**Go on a Cadette Journey**, including the Journey's Take Action™ project.



### Step 1:

**Identify issues** that you're passionate about and how they affect your community.



### Step 2:

**Build your team.** Work with a team of up to three other Cadettes or on your own. Either way, plan to partner with the community.



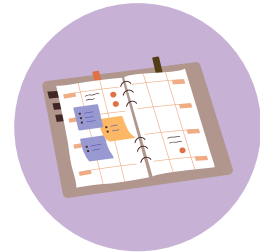
### Step 3:

**Explore your community** to learn more about issues that interest you. This can be your neighborhood, your school, Girl Scouts, your place of worship, or another community of interest.



### Step 4:

**Choose your Silver Award project** based on your passions and what you've learned by exploring your community and talking to others.



### Step 5:

**Make a plan and submit your Project Proposal** to carry out your Silver Award Take Action project.



### Step 6:

**Put your plan in motion.** You and your team will each spend about 50 hours to earn the award. Planning time counts too! Use the Time Log to track your time.



### Step 7:

**Spread the word and submit your final report.** Inspire others! You can give a presentation to another Girl Scout troop, your local Girl Scout community, or to students at school. Turn in your final report to your council before September 30 after completing 8th grade.



### Then...

**Celebrate!** Check with your council to see if they host a local ceremony or celebration, or organize one of your own!