

Ocelot of Spots Patch Program



Wow! That's an "Ocelot" of spots you've got! Ocelots are like snowflakes, no two have the same "chain rosette" pattern of spots on their coats. These gorgeous cats are mostly found in Central America, but can also be found in Texas and Arizona. At twice the size of the typical house cat, these cats are small but mighty. Find out more about these beautiful creatures and how to help them from becoming extinct!

Steps to earn your Ocelot of Spots patch:

- Complete the 3 required activities.
- Complete 5 additional activities of your choice.
- [Order your patch](#) (available while supplies last)!

Activities marked with * have additional resources attached to this document.

Activities in [green](#) are linked to online resources.

Required

- Discover why ocelots are endangered and [sign the pledge](#) to help keep all endangered animals safe.
- Learn how ocelots live and how the [Paradise Wildlife Park](#) trains their ocelots to care for them.
- After completing the additional activities, discuss with an adult what you learned about ocelots.
- These beautiful creatures are [nocturnal](#). What does this mean for how ocelots live and hunt?
- Explore how you can [help with conversation efforts](#) from your community.
- Draw a [Minecraft Ocelot](#).
- Ocelots are able to hide in the rainforest by camouflaging with their spots. Give face painting a try by camouflaging yourself or turning yourself into an ocelot.*
- Make Jungle Safari Trail Mix and share with someone.*
- Make cupcakes and decorate them to look like a paw.*
- Create a [Perler bead ocelot](#).
- Decorate an ocelot headband.*
- Complete an ocelot maze.*



Face Painting Examples



Jungle Safari Trail Mix

Ingredients

- 2 cups Rice Chex cereal
- 1 1/2 cups mini pretzels
- 1/2 cup dried Craisins
- 2 cups animal crackers
- 1 - 10oz package tropical dried fruit mix
- 4 small packages fruit snacks (fruit or animal shaped)
- 1/2 cup nuts of your choosing



Instructions

1. Pour all ingredients in a large bowl.
2. Mix well.

Cupcake Examples



OCELOT HEADBAND

DIRECTIONS

Color your ocelot!

Cut along the dotted lines.

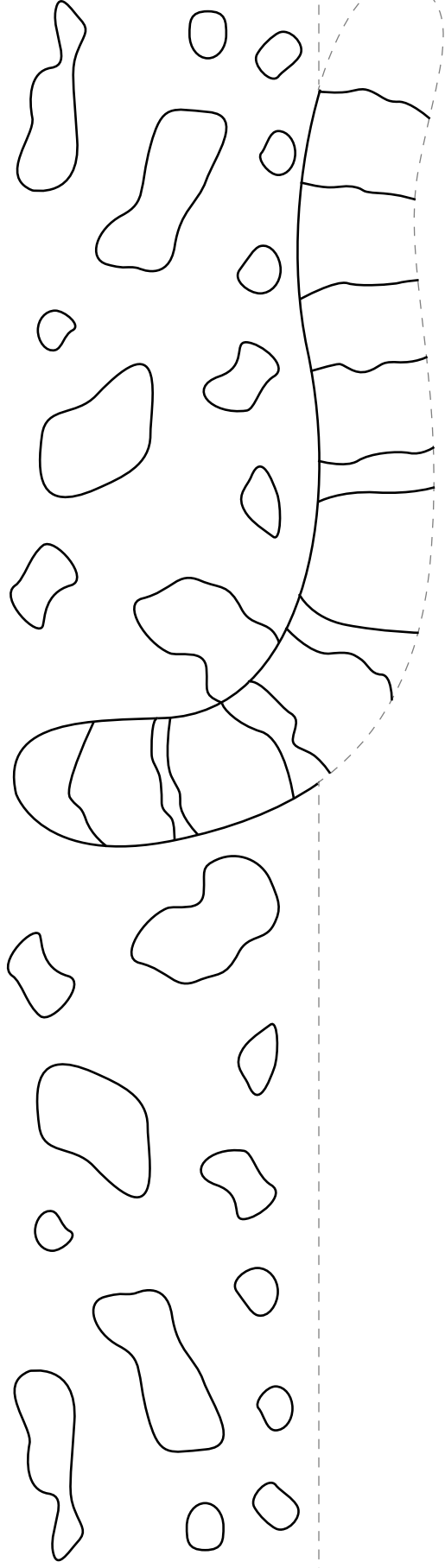
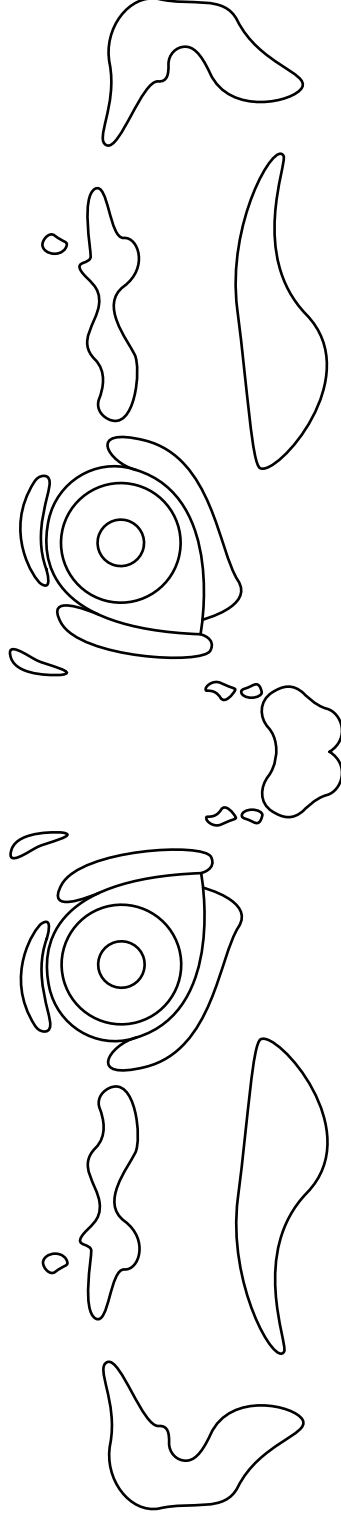

Glue or tape ends of headband (adjust accordingly).


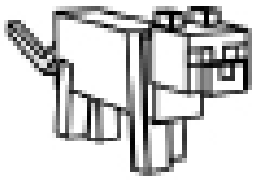
DID YOU KNOW?

An ocelot's spots help break up its body outline and resemble the pattern that sunlight makes on the ground through the forest's canopy.

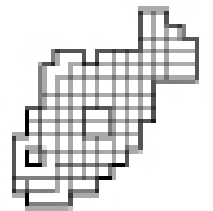


NEW ENGLAND
Franklin Park Zoo • Stone Zoo





©www.BigActivities.com



Finish