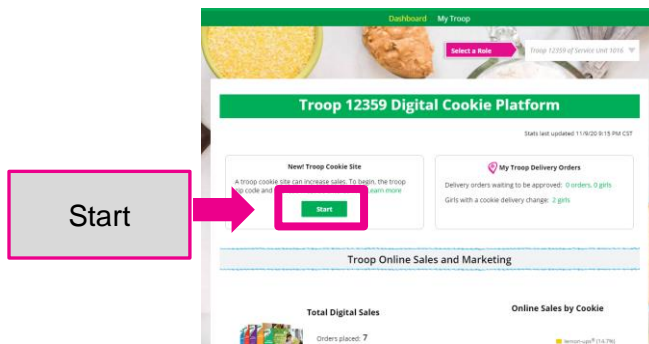


## Troop Cookie Links

When you set up your Troop Link site, there may be two links you can use, depending on your council's settings. These links will let your troop reach new customers in your local community and beyond.

1

The first time a leader or cookie volunteer for the troop logs in to their volunteer role in Digital Cookie, she will see a place to begin the process to have a troop ship link. To begin, click the “Start” button.

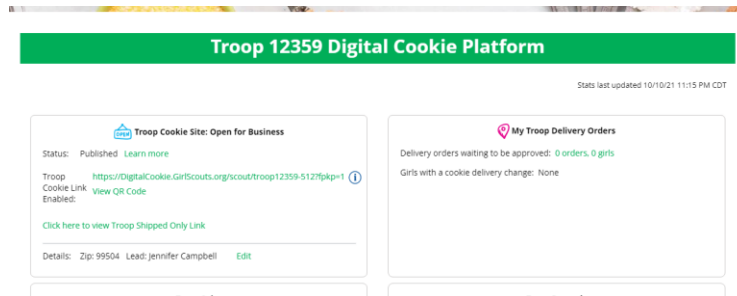


2

You will be asked to enter a zip code for your troop. Enter one that is representative of the majority of the girls in your troop

You will also select a name from the drop down of one of the volunteers from the troop to serve in the role of “Troop site lead”. The Troop site lead will be responsible for working with the girls in the troop to set up their site and approving orders.

Once the first volunteer for the troop has made those selections, everyone will see the selections that have been made and can change them if needed.



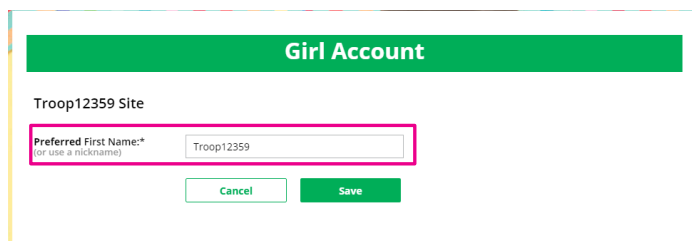
3

The Volunteer designated as the Troop Site Lead can login to Digital Cookie and select the “parent” role.

At that point, she will be able to select the Troop as one of her Girl Scouts from the drop down at the top of her page.



She will need to complete the registration process as if the troop were a new girl by signing the Terms & Conditions statements and Girl Pledge, plus registering her name. It is important to leave the Preferred First Name as it appears so that your Troop URL is correct. If there is an issue with the troop number, please contact your Council Customer Care to resolve before proceeding.



After that, the Troop Site Lead will use the “Site Setup” to work with the girls in the troop to create their message and photo/video.

Once the site is published and the council’s sale is live, the troop will have two links to use if they wish for the cookie season.

## Troop Cookie Link

From your Troop Dashboard, you may see two links available for your troop. If you only see one, your council has made a decision that the second link is not a good fit for their sale at this time.

If you see both, the main link to use is your Troop Cookie Link.

**Troop 12359 Digital Cookie Platform**

Stats last updated 10/10/21 11:15 PM CDT

**Troop Cookie Site: Open for Business**

Status: Published [Learn more](#)

Troop Cookie Link: <https://DigitalCookie.GirlScouts.org/scout/troop12359-5127fpkp=1> [View QR Code](#)

Enabled:

[Click here to view Troop Shipped Only Link](#)

Details: Zip: 99504 Lead: Jennifer Campbell [Edit](#)

**My Troop Delivery Orders**

Delivery orders waiting to be approved: 0 orders, 0 girls

Girls with a cookie delivery change: None

This link will function the same as any girl in the troop's link with Shipping, Donation, Delivery and In Hand (on the app) as options that customers can use when enabled by your Girl Scout Council. You can turn Delivery off for the troop link the same way a caregiver can turn delivery off for her Girl Scout. If pickup is an option in your council, this link will enable customers to select pickup orders as a delivery type. See the Troop Pickup Orders tip sheet for more information.

The Troop Cookie link is available to copy and share and even has a QR code that can be shared. Your Girl Scout Council can provide ideas on how to best use your Troop's Cookie Link.

## Troop Ship Only Link

The Troop Cookie link is your primary link that will handle most of your troop's customer's purchase, but, should you need a shipped/donated only link, you can find this beneath the Troop Cookie Link and if you click on it, you will see the full URL and QR code for this link.

**Troop Cookie Site: Open for Business**

Status: Published [Learn more](#)

Troop Cookie Link: <https://DigitalCookie.GirlScouts.org/scout/troop12359-5127fpkp=1> [View QR Code](#)

Enabled:

Troop Shipped Only Link: <https://DigitalCookie.GirlScouts.org/scout/troop12359-512> [View QR Code](#)

Enabled:

[Hide](#)

This link only allows customers to purchase Shipped and Donated orders. This link will be sent to the Cookie Finder around February 18 (check with your council for updated dates). Once your site is set up and published, there is nothing additional you will need to do in order to have your Troop Ship Only link appear to customers coming to the Cookie Finder to find a troop near them to purchase cookies from.

All purchases on either Troop Link will appear in eBudde on the Troop Girl in the Girl Orders page.

For Additional Information about your Troop Links, see the Digital Cookie Troop Links FAQ.